

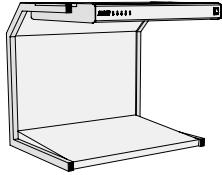


EVS-2540 Ordering Guide

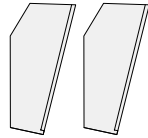
Choose one of the package options shown, or....create your own!

System Components

H: 40.75" x W: 42" x D: 26.5"



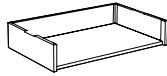
Model EVS-2540



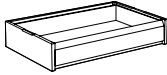
Model SW-2540

Table Risers

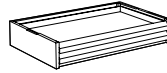
H: 8" x W: 42" x D: 26.5"



Model TS-2540



Model 1F-2540



Model 2F-2540

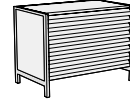
Floor Stands & Storage

H: 32" x W: 42" x D: 26.5"



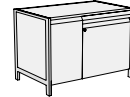
Model FS-2540

Table riser optional
Height is adjustable 32" - 48"



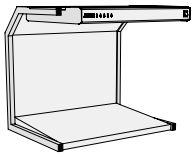
Model FD-2540

Requires table riser option

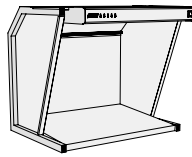


Model SC-2540

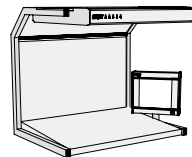
Requires table riser option



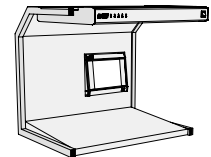
40-A
Model: EVS-2540



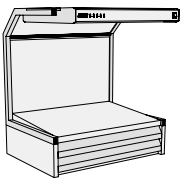
40-B
Models: EVS-2540
SW-2540



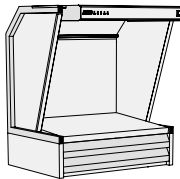
40-C
Models: EVS-2540
GLX-10
EA-2540



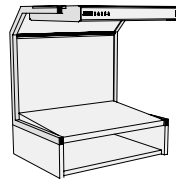
40-D
Models: EVS-2540
GLX-10
KT-10X/2540



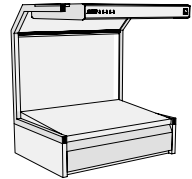
40-E
Models: EVS-2540
2F-2540



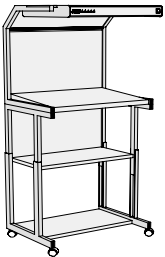
40-F
Models: EVS-2540
SW-2540
2F-2540



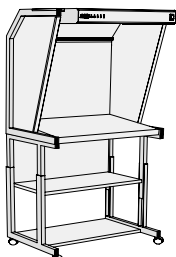
40-G
Models: EVS-2540
TS-2540



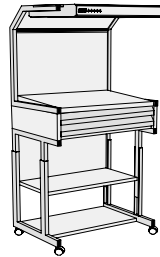
40-H
Models: EVS-2540
1F-2540



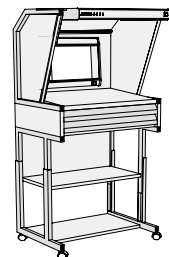
40-I
Model: EVS-2540/FS



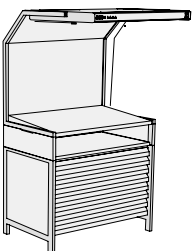
40-J
Models: EVS-2540/FS
SW-2540



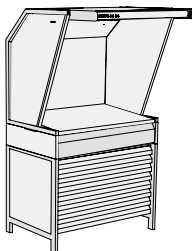
40-K
Models: EVS-2540/FS
2F-2540



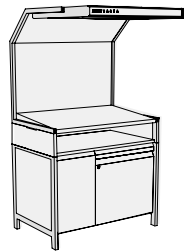
40-L
Models: EVS-2540/FS
2F-2540
GLX-30
KT-30X/2540
SW-2540



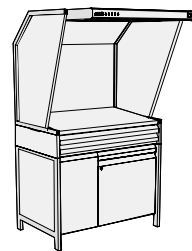
40-M
Models: EVS-2540
TS-2540
FD-2540



40-N
Models: EVS-2540
1F-2540
FD-2540
SW-2540



40-O
Models: EVS-2540
TS-2540
SC-2540



40-P
Models: EVS-2540
2F-2540
SC-2540
SW-2540

